



Ride On 860 & 960 mm Battery Powered Scrubber Dryers

Tough, industrial ride-on scrubber dryer which will achieve outstanding results even on the dirtiest of floors.

The rugged large tanks and the easy to understand control panel make this ride on scrubber dryer very reliable and simple to use. If the operator hits door openings, pallet, shelves, etc., by mistake, the squeegee will just simply fall off the machine, without damaging either the inventory or the machine.





PRODUCT FACTS

- Powerful transaxle drive system.
- Exclusive break away squeegee protects inventory.
- Squeegee blade change without any tools.
- Large rugged roto moulded tanks and battery compartment gives long running times without re filling and charging.
- Excellent line of sight.
- Low battery shut down.

Model	ENCORE R 34	ENCORE R 38
Ref. no	505-945CE	505-946CE
Description	ENCORE R34 BASIC 36V	ENCORE R38 BASIC 36V
PRODUCT FEATURES		
TRANSAXLE DRIVE MOTOR	■	■
WITH TRACTION MOTOR	■	■
AUTOMATIC BRUSH SHUT OFF	■	■
AUTOMATIC SOLUTION SHUT OFF	■	■
THERMAL BREAKERS	■	■
ADJUSTABLE BRUSH PRESSURE	■	■
DISC BRUSH VERSION	■	■
RECOVERY EMPTYING HOSES	■	■
SOLUTION EMPTYING HOSES	■	■
ELECTRONIC FLOAT SWITCH	■	■
KEY SWITCH	■	■
BATTERY METER	■	■
HOUR METER	■	■
SOLUTION LEVEL INDICATOR	■	■
BACK UP WARNING ALARM	■	■
NON MARKING TRACTION WHEELS	■	■
AUTOMATIC SQUEEGEE LIFT IN REVERSE	■	■
ROLLER BUMPERS ON SQUEEGEE	■	■
PROTECTION ROLLER BUMPERS	■	■
REAR BUMBER	■	■
INCL. ACCESSORIES		
7-77-00096 BLADE. OUTER SQ	■	■
7-77-00116 REAR SQUEEGEE INNER	■	■
7-77-00123 RUBBER INNER SQUEEGEE 34"	■	■
18816K SQUEEGEE ASSM 33"	■	■
18817K SQUEEGEE ASSM 38"	■	■

Technical specifications	ENCORE R 34	ENCORE R 38
POWER SOURCE BATTERY	36 V	36 V
VACUUM MOTOR TYPE - TANGENTIAL	X	X
TRACTION MOTOR TYPE - TRANSAXLE	X	X
WORKING SPEED (KM/H)	4	4
BRUSH MOTOR (KW)	2 x 1,3	2 x 1,36
TRACTION MOTOR POWER (W)	1100	1100
VACUUM MOTOR POWER - 3 STAGE (W)	740	740
PRODUCTIVITY RATE THEORETICAL/ ACTUAL (M²/H)	6880/4820	7680/5380
CLEANING WIDTH (MM)	860	960
TANK CAPACITY, SOLUTION/RECOVERY (L)	170 / 170	170 / 170
SQUEEGEE WIDTH (MM)	1070	1070
BRUSH PRESSURE (KG)	88	88
BRUSH SPEED (RPM)	300	300
BRUSH SIZE (MM)	2x430	2x480
DIMENSIONS LXWXH (MM)	1816x1040x1295	1816x1040x1295
WEIGHT (KG)	448	457
WEIGHT W/BATTERIES (KG)	742	751

Accessories	Ref. no	Min. required	ENCORE R 34	ENCORE R 38
Batteries and Chargers				
	BATTERY SINGLE CELL SEMI TR WET 255AH CH9	80565000	1	+
	CHARGER 36V 20AH	7116152	1	+
	BTRY 300AH TUBULAR 6V	7116016	6	+
	CHARGER 36V 20AH	7116151	1	+
	CHARGER 36V 20AH	7116154	1	+
	CHARGER 36V 40AH	7116133	1	+
Batteries GEL				
	EX BATTERY 18-4PZV280 DFS	7116176	1	+
Batteries WET				
	BTRY 360AH STEEL BOX 36V	7116052	1	+
	BTRY SEMI TRAC 285AH 6V	7116015	6	+
Padholders				
	PAD ASSM 17"	17520C	2	+
	PAD ASSM 19"	17524B	2	+
Pad 17" / 432mm				
 432 mm	CS 17 WHITE 51 PADS	976052	2	+
	CS 17 RED 51 PADS	976053	2	+
	CS 17 BLUE 51 PADS	976054	2	+
	CS 17 BROWN 51 PADS	976055	2	+
	CS 17 BLACK THICK PADS	976158	2	+
Pad 19" / 480mm				
 480 mm	CS 19 WHITE 51 PADS	976062	2	+
	CS 19 RED 51 PADS	976063	2	+
	CS 19 BLUE 51 PADS	976064	2	+
	CS 19 BROWN 51 PADS	976065	2	+
	PADS BLACK 19"	976166	2	+
Brush disc. 430mm				
 430 mm	BRUSH ASM..POLYPROPYLENE	11424B	2	+
	BRUSH ASM.. GRIT HEAVY (1	11425B	2	+
	BRUSH ASM.. NYLON 17inOD	11428B	2	+
	BRUSH ASM.. GRIT MEDIUM (11430B	2	+
Brush disc. 480 mm				
 480 mm	BRUSH ASM. GRIT MEDIUM (1	11432B	2	+
	BRUSH ASM.. GRIT HEAVY (11433B	2	+

Accessories		Ref. no	Min. required	ENCORE R 34	ENCORE R 38
 480mm	Brush disc. 480 mm				
	BRUSH ASM. POLYPROP.19in	11434B	2		+
	BRUSH ASM. NYLON 19inOD (11435B	2		+
	Squeegees, blades, skirts and splash guards				
	SQUEEGEE ASSM 33"	18816K	1	+	
	RUBBER LH SIDE SQUEEGEE	7-77-00144	1	+	
	RUBBER RH SIDE SQUEEGEE	7-77-00145	1	+	+
	REAR SQUEEGEE INNER	7-77-00116	1		+
	BLADE. OUTER SQ	7-77-00096	1		+
	OUTER SQUEEGEE 38"	7-77-00132	1		+
	SQUEEGEE ASSM 38"	18817K	1		+
	RUBBER INNER SQUEEGEE 34"	7-77-00123	1	+	
	RUBBER OUTER SQUEEGEE 34"	7-77-00117	1	+	
OUTER SQUEEGEE 34"	7-77-00131	1	+		
	Options				
	DUAL VAC SYSTEM (ENCORE R)	0780-427	1	+	+
	SQUEEGEE WAND OPTION ENCORE R	0780-429	1	+	+
	DUAL VACUUM SYSTEM ENC R	0780-554	1	+	+
	AMBER STROBE LIGHT WITHOUT OHG	0780-555	1	+	+
	LIGHT PACKAGE	0780-557	1	+	+
	Detergents				
	J 25 MULTI 10 L	80923	1	+	+
	UNIVERSAL 10LTR	80930	1	+	+
	DES 3000 10LTR	80933	1	+	+
	TOPWASH 10LTR	80937	1	+	+
	FOAM STOP 10LTR	80938	1	+	+
	RA CLEANER - 10 KGS	80940	1	+	+
	AGR-2000 ALCOHOL HGH GLSS	81074	1	+	+
	INTENSIVE 10 L	81137	1	+	+
	COMBI ACTIVE 10LTR	81172	1	+	+
	ACIDO 10LTR	81204	1	+	+
	ALTO WAX CLEAN 10LTR	81212	1	+	+
	ALLOSIL 10LTR	81237	1	+	+